


PN Standard Duty plug and receptacle


Main Advantages

- ▶ Compact yet durable device
- ▶ Spring-loaded silver-nickel devices
- ▶ Spring-assisted terminals are unaffected by vibrations and thermal cycling



- ▶ **Features and Ratings** p. 115
- ▶ **PN20** p. 116
- ▶ **Spare parts** p. 118
- ▶ **Dimensions** p. 120

PRODUCT FEATURES



General Ratings

Amperage	20A
Voltage	600 VAC Max
Frequency	50-400 Hz
Environmental	IP66/IP67
Temperature	min -40°F/max 140°F (465° high temp model)

Current Interruption Listings

Model	Current Interruption Capabilities
PN20	For current interrupting

Highlighted Feature

PN Contact



PN devices feature silver-nickel, spring-loaded, butt-style contacts for superior durability and electrical performance.


Operating Instructions



To break the circuit and remove the plug, press the pawl, apply inward force and rotate the plug clockwise.



The plug can be safely withdrawn from the receptacle. The plug contacts remain shrouded until after the circuit is broken.



To reconnect, align the red dots on the plug and receptacle bodies, insert plug into the receptacle, apply insertion force and rotate the plug 20° counterclockwise.

Listings

Category	UL	CSA	IEC
Plugs and Receptacles	UL 1682*	C22.2 No. 182.1*	60309-1

* PN 20A devices are UL and CSA listed for current interrupting. PNHT devices are not UL/CSA listed.

PN20 Compact Plugs & Receptacles – 20A or 15A (600V)

UL/CSA Ratings

- **Max Amperage & Voltage**
20A, 600 VAC
- **Current Interruption Capability**
20A Current Interrupting (up to 480 VAC)
15A Current Interrupting (600 VAC)
- **Environmental Ratings**
Type 3R, Type 4X
- **Temperature Range**
Min -40°F/Max 140°F
See pg 271 for temps below -15°F.
- **Wiring Capacity**
Min 14 AWG Max 8 AWG
- **Certifications**
UL 1682, CSA 182.01

IEC/CE Ratings

- **Environmental Ratings**
IP66/IP67*, IP54/IP55**
* IP66/IP67 provides advanced watertightness for washdown duty applications.
** IP55 provides rainproof watertightness with ease of connection convenience.
- **Applicable Standards**
CE

Notes: • 600V devices are rated for current interrupting up to 15A only.

Receptacle female



! Don't forget to add installation accessories to your order

H IP55 receptacle comes without a pawl.

Inlet male



H The same male inlet is used for IP66/IP67 or IP55 watertight ratings.

North American UL/CSA Configurations

Voltage	Polarity	Part # IP66/IP67		Part # IP55		Part #	
		Poly	Metal	Poly	Metal	Poly	Metal
120V	1P+N+G	01-N4165	09-N4165	01-S4165	09-S4165	01-N8165	09-N8165
120 208V	3P+N+G	01-N4167	09-N4167	01-S4167	09-S4167	01-N8167	09-N8167
125V	1P+N+G	01-N4075	09-N4075	01-S4075	09-S4075	01-N8075	09-N8075
125 250V	2P+N+G	01-N4076	09-N4076	01-S4076	09-S4076	01-N8076	09-N8076
208V	2P+G	01-N4162	09-N4162	01-S4162	09-S4162	01-N8162	09-N8162
208V	3P+G	01-N4163	09-N4163	01-S4163	09-S4163	01-N8163	09-N8163
250V	2P+G	01-N4072	09-N4072	01-S4072	09-S4072	01-N8072	09-N8072
250V	3P+G	01-N4073	09-N4073	01-S4073	09-S4073	01-N8073	09-N8073
277V	1P+N+G	01-N4045	09-N4045	01-S4045	09-S4045	01-N8045	09-N8045
277 480V	3P+N+G	01-N4047	09-N4047	01-S4047	09-S4047	01-N8047	09-N8047
347 600V	3P+N+G	01-N4147	09-N4147	01-S4147	09-S4147	01-N8147	09-N8147
480V	2P+G	01-N4042	09-N4042	01-S4042	09-S4042	01-N8042	09-N8042
480V	3P+G	01-N4043	09-N4043	01-S4043	09-S4043	01-N8043	09-N8043
600V	2P+G	01-N4142	09-N4142	01-S4142	09-S4142	01-N8142	09-N8142
600V	3P+G	01-N4143	09-N4143	01-S4143	09-S4143	01-N8143	09-N8143

For international configurations and ratings (IEC,CE) visit meltric.com/international-catalog or contact customer service at 800.433.7642.

Main Options



Reverse Interiors



Flush Mount
(replaces female casing)



Locking Pawl

Receptacle Options

Suffix

Inlet Options

Suffix

Reverse Interiors

Recept # - 001

Reverse Interiors

Inlet # - 001

With Flush Mount (poly only)

Recept # - 142*

Locking Pawl

Recept # - 824-300

* IP55 rating with Flush Mount casing




! See pages 248-257 for detailed information on these options





Order Example: 480V PN20 IP66/IP67 + reverse interiors
PN20 Receptacle 3P+G = 01-N4043-001




INSTALLATION ACCESSORIES – SIZE 1


Unless indicated otherwise, accessories can be used with either poly or metal plugs and receptacles.


HANDLES

HANDLE w/NPT	Part # Poly	Part # Metal
 1/2"	511P0N05	591P0N05
 3/4"	511P0N07	591P0N07
 1"	511P0N10	591P0N10

HANDLE w/CORD GRIP	Cable Range	Poly	Metal
 .438 - .500"	.438 - .500"	711P0BP3	791P0BS3
 .500 - .562"	.500 - .562"	711P0BP4	791P0BS4
 .562 - .625"	.562 - .625"	711P0BP5	791P0BS5
 .625 - .750"	.625 - .750"	711P0CP4	791P0CS4

90° NYLON HANDLE Threaded Opening w/NPT	Part # Poly	Part # Metal
 1/2"	751P9N05	
 3/4"	751P9N07	
 1"	751P9N10	

NYLON HANDLE w/Cable Range	Part # Poly	Part # Metal
 .35 - .69"	511P0D18	


ANGLED NYLON HANDLE w/Cable Range	Part # Poly	Part # Metal
 .35 - .69"	511P6D18	

For available cord grips, see pg 178


i

Cable Range	NPT	NPT sizes are determined by the cable diameter and third party cord grip.
.312 - .625	1/2"	
.438 - .812	3/4"	
.660 - 1.000	1"	


ANGLES

NYLON ANGLE	Part # Poly	Part # Metal
 30° for MB Box	511M3	



METAL ANGLE	Part # Poly	Part # Metal
 0°	591M0	



FS/FD Box 30°	Part # Poly	Part # Metal
 FS/FD Box 30°	791M3FS	



* Base measures approximately 4.2" x 2.7". Due to the variation in sizes of FS boxes, please verify that your FS box matches our dimensions, if not call Customer Service for other solutions.


45°	Part # Poly	Part # Metal
 45°	591M4	

BOXES

POLY CONDUIT ENTRY w/NPT	Part # Poly	Part # Metal
 30° 1/2"	511B3N05	
 30° 3/4"	511B3N07	

POLY WALL BOX w/NPT	Part # Poly	Part # Metal
 0° 1/2"	511B0N05	
 0° 3/4"	511B0N07	

METAL WALL BOX w/NPT	Part # Poly	Part # Metal
 0° 1/2"	591B0N05	
 0° 3/4"	591B0N07	



POLY WALL BOX w/NPT	Part # Poly	Part # Metal
 70° 1/2" - 1 1/4"	511C7000	

* 82.0 in³

70° poly boxes are not drilled. Contact customer service if factory drilling is required.

METAL BOX w/NPT	Part # Poly	Part # Metal
 0° 1/2"	7T1F0N05	
 0° 3/4"	7T1F0N07	
 0° 1"	7T1F0N10	
 0° 1 1/4"	7T1F0N12	

METAL BOX WITH NYLON ANGLE w/NPT	Part # Poly	Part # Metal
 30° 1/2"	711C3N05	
 30° 3/4"	711C3N07	
 30° 1"	711C3N10	
 30° 1 1/4"	711C3N12	

METAL BOX WITH METAL ANGLE w/NPT	Part # Poly	Part # Metal
 45° 1/2"	791C4N05	
 45° 3/4"	791C4N07	
 45° 1"	791C4N10	
 45° 1 1/4"	791C4N12	

NPT on top or bottom (if rotated). For other NPT configurations, contact customer service.

MISCELLANEOUS ACCESSORIES

PROTECTIVE CAP	Part # Poly	Part # Metal
 01-2A126	01-2A126	

For Male Devices Only.
Will not fit devices with reverse interiors.

FLUSH MOUNT	Part # Poly	Part # Metal
 01-2A142	01-2A142	