

DSN37c/DS37c Multipin Plugs & Receptacles – 7.5A

Ratings

- **Voltage**
Up to 480 VAC Max/130 VDC
- **Amperage Rating**
2A Current Interrupting
7.5A Non-Current Interrupting
! DSN37c/DS37c is capable of handling 4-20mA low current applications
- **Environmental Ratings**
IP66/IP67 (Poly only)
IP54/IP55 (Stainless Steel)
- **Temperature Range**
Min -40°F/Max 140°F
See pg 271 for temps below -15°F.
- **Wiring Capacity**
Min 18 AWG Max 14 AWG
- **Certifications**
UL Coming Soon!

For DSN37c dimensions, see pgs 36-37

Receptacle (female)



Inlet (male)



! Don't forget to add installation accessories to your order

North American Configurations

Voltage	Polarity	Part #		Part #	
		Poly	Stainless Steel	Poly	Stainless Steel
50V	37P*	63-C4003	37-C4003-SS	63-C8003	37-C8003-SS
480V	36P+G*	63-C4003	37-C4003-SS	63-C8003	37-C8003-SS

For international configurations and ratings (IEC,CE) visit meltric.com/international-catalog or contact customer service at 800.433.7642.

Main Options



Padlock Pawl

Mushroom Pawl

Self-Ejecting Devices

* Requires straight insertion receptacle or inlet and self-ejecting plug or connector

Receptacle Options

Suffix

Inlet Options

Suffix

Straight Insertion	Recept # - 352	Self-Ejecting Plug Release	Inlet # - 338
Self-Ejecting Connector Release	Recept # - 354		
Mushroom Pawl	Recept # - 375		
Padlock Pawl	Recept # - 843		
Padlockable Mushroom Pawl	Recept # - 375-843		
Closed Lid Configuration	Recept # - NC		

Poly Devices Only


! See pages 248-257 for detailed information on these options


Order Example: 50V DSN37 + mushroom pawl
DSN37c 32P Poly receptacle = 63-C4003-375


INSTALLATION ACCESSORIES – SIZE 3


Unless indicated otherwise, accessories can be used with either poly or metal plugs and receptacles.


HANDLES


POLY HANDLE w/NPT	Part #	Part #
 1/2"	513P0N05	Finger draw plates are recommended for easier connector closure on cord to cord assemblies. For available cord grips see pg 178.
3/4"	513P0N07	
1"	513P0N10	
1 1/4"	513P0N12	

HANDLE w/CORD GRIP w/NPT	Poly	Metal
 .770 - .875"	713P0DP2	793P0DS1
.875 - 1.000"	713P0DP3	793P0DS3
1.000 - 1.125"	713P0EP2	793P0ES2

STAINLESS STEEL HANDLE w/NPT	Part #
 3/4"	7X3P0N07
1"	7X3P0N10
1 1/4"	7X3P0N12



NYLON HANDLE w/Cable Range	Part #
 .39 - 1.18"	513P0D30



POLY HANDLE W/CLAMP & BUSHING w/Cable Range	Part #
 .750 - .875"	713P0S14
.875 - 1.000"	713P0S16
1.000 - 1.125"	713P0S18
1.125 - 1.250"	713P0S20
1.250 - 1.375"	713P0S22


POLY HANDLE W/BUILT IN DRAW GRIPS w/Cable Range	Part #	
 .35 - 1.25"	513P0D30473	Makes connector closures easier.

ANGLES

NYLON ANGLE	Part #
 30°	513M3


METAL ANGLE	Part #
 0°	593M0
 30°	593M3


FS/FD Box 30°	Part #	
	793M3FS	* Base measures approximately 4.2" x 2.7". Due to the variation in sizes of FS boxes, please verify that your FS box matches our dimensions, if not call Customer Service for other solutions.
	593M7	

STAINLESS STEEL ANGLE	Part #
 30°	7X3M3

BOXES

POLY CONDUIT ENTRY w/NPT	Part #	
 30° 1/2"	513B3N05	For poly devices only
30° 3/4"	513B3N07	* Interior volume with receptacle installed.
30° 1"	513B3N10	


POLY WALL BOX w/NPT	Part #	
 70° 1/2" - 1 1/4"	513C7000	70° poly boxes are not drilled. Contact customer service if factory drilled is required. * Interior volume with receptacle installed.

POLY ANGLE WITH ALUMINUM WALL BOX w/NPT	Part #	
 70° 1/2"	713C7N05	* Interior volume with receptacle installed.
70° 3/4"	713C7N07	
70° 1"	713C7N10	
70° 1 1/4"	713C7N12	
70° 1 1/2"	713C7N15	







METAL BOX w/NPT	Part #
 0° 1/2"	7T1F0N05
0° 3/4"	7T1F0N07
0° 1"	7T1F0N10
0° 1 1/4"	7T1F0N12

METAL BOX WITH NYLON ANGLE w/NPT	Part #	
 30° 1/2"	713C3N05	For metal angle, replace "71" prefix with "79". * Interior volume with receptacle installed.
30° 3/4"	713C3N07	
30° 1"	713C3N10	
30° 1 1/4"	713C3N12	
30° 1 1/2"	713C3N15	

STAINLESS STEEL BOX w/NPT	Part #
 0° 1"	7X1F0N10

STAINLESS STEEL w/STAINLESS STEEL ANGLE w/NPT	Part #
 30° 1"	7X3C3N10

MISCELLANEOUS ACCESSORIES

FINGER DRAWPLATES		
	61-6A346	Set of Two (2) Recommended for cord to cord assembly applications, for easier connector closure.
PROTECTIVE CAP		
	61-6A426	For Male Devices Only.
PADLOCKABLE PLUG CAP		
	61-6A826	For Male Devices Only.
MULTI-CONTACT REMOVAL TOOL		
	61-CA593	
CRIMPER TOOL (GREENLEE OR EQUAL)		
	4CN30	
EUROPEAN CRIMPING TOOL		
	61-CA500	

Poly Devices Only