

DSN24c/DS24c Multipin Plugs & Receptacles – 7.5A

Ratings

- Voltage**
DSN24c
 50 VAC or 480 VAC Max/130 VDC*
* For DC order 480V model
DS24c
 Up to 250 VAC Max/130 VDC
- Amperage Rating**
 2A Current Interrupting
 7.5A Non-Current Interrupting
! DSN24c/DS24c is capable of handling 4-20mA low current applications
- Environmental Ratings**
 IP66/IP67 (Poly only)
 IP54/IP55 (Stainless Steel)
- Temperature Range**
 Min -40°F/Max 140°F
See pg 253 for temps below -15°F.
- Wiring Capacity**
 Min 18 AWG Max 14 AWG
- Certifications**
 UL Coming Soon!

For DSN24c dimensions, see pgs 36-37

Receptacle (female)



Inlet (male)



! Don't forget to add installation accessories to your order

North American Configurations

Voltage	Polarity	Part #		Part #	
		Poly	Stainless Steel	Poly	Stainless Steel
50V	24P	63-B4002	37-B4002-SS	63-B8002	37-B8002-SS
250V	23P+G	-	37-B4002-SS	-	37-B8002-SS
480V	23P+G	63-B4002	-	63-B8002	-

For international configurations and ratings (IEC, CE) visit meltric.com/international-catalog or contact customer service at 800.433.7642.

Main Options



Padlock Pawl

Mushroom Pawl

Self-Ejecting Devices

* Requires straight insertion receptacle or inlet and self-ejecting plug or connector

Receptacle Options

Suffix

Inlet Options

Suffix

Straight Insertion	Recept # - 352	Self-Ejecting Plug Release	Inlet # - 338
Self-Ejecting Connector Release	Recept # - 354		
Mushroom Pawl	Recept # - 375		
Padlock Pawl	Recept # - 843		
Padlockable Mushroom Pawl	Recept # - 375-843		
Closed Lid Configuration	Recept # - NC		

Poly Devices Only


! See pages 230-239 for detailed information on these options



Order Example: 480V DSN24c + mushroom pawl
 DSN24c 22P Poly receptacle = 63-B4002-375


INSTALLATION ACCESSORIES – SIZE 2


Unless indicated otherwise, accessories can be used with either poly or metal plugs and receptacles.


HANDLES

POLY HANDLE w/NPT		Part #	
	1/2"	512P0N05	Finger draw plates are recommended for easier connector closure on cord to cord assemblies.
	3/4"	512P0N07	
	1"	512P0N10	
	1 1/4"	512P0N12	

HANDLE w/CORD GRIP w/NPT	Poly	Metal
	.625 - .750"	712P0CP4 792P0CS4
	.770 - .875"	712P0DP2 792P0DS1
	.870 - 1.000"	712P0DP3 792P0DS3

STAINLESS STEEL HANDLE w/NPT		
	3/4"	7X2P0N07
	1"	7X2P0N10

NYLON HANDLE w/Cable Range		
	.20 - .83"	512P0D21


POLY HANDLE W/CLAMP & BUSHING w/Cable Range		
	.750 - .875"	712P0S14
	.875 - 1.000"	712P0S16
	1.000 - 1.125"	712P0S18
	1.125 - 1.250"	712P0S20
	1.250 - 1.375"	712P0S22


i


Cable Range	NPT	Cable Range	NPT
.312 - .625	1/2"	.660 - 1.000	1"
.438 - .812	3/4"	.875 - 1.375"	1 1/4"


NPT sizes are determined by the cable diameter and third party cord grip.


ANGLES

NYLON ANGLE		
	30°	512M3


METAL ANGLE		
	0°	592M0


	30°	592M3
---	-----	--------------


	FS/FD Box 30°	792M3FS	* Base measures approximately 4.2" x 2.7". Due to the variation in sizes of FS boxes, please verify that your FS box matches our dimensions, if not call Customer Service for other solutions.
---	---------------	----------------	--

STAINLESS STEEL ANGLE		
	30°	7X2M3


BOXES

POLY CONDUIT ENTRY w/NPT		Part #	
	30° 1/2"	512B3N05	For poly devices only * Interior volume with receptacle installed.
	30° 3/4"	512B3N07	

POLY WALL BOX w/NPT			
	70° 1/2" - 1 1/4"	512C7000	70° poly boxes are not drilled. Contact customer service if factory drilled is required. * Interior volume with receptacle installed.

POLY ANGLE WITH ALUMINUM WALL BOX w/NPT			
	70°	1/2"	712C7N05
	70°	3/4"	712C7N07
	70°	1"	712C7N10
	70°	1 1/4"	712C7N12
	70°	1 1/2"	712C7N15


METAL BOX w/NPT			
	0°	1/2"	7T1F0N05
	0°	3/4"	7T1F0N07
	0°	1"	7T1F0N10
	0°	1 1/4"	7T1F0N12

METAL BOX WITH NYLON ANGLE w/NPT			
	30°	1/2"	712C3N05
	30°	3/4"	712C3N07
	30°	1"	712C3N10
	30°	1 1/4"	712C3N12

STAINLESS STEEL BOX w/NPT			
	0°	1"	7X1F0N10

STAINLESS STEEL w/STAINLESS STEEL ANGLE w/NPT			
	30°	3/4"	7X2C3N07
	30°	1"	7X2C3N10


MISCELLANEOUS ACCESSORIES

FINGER DRAWPLATES		
	61-3A346	Set of Two (2) Recommended for cord to cord assembly applications, for easier connector closure.

PROTECTIVE CAP		
	61-3A426	For Male Devices Only.

PADLOCKABLE PLUG CAP		
	61-3A826	For Male Devices Only.

MULTI-CONTACT REMOVAL TOOL		
	61-CA593	

CRIMPER TOOL (GREENLEE OR EQUAL)		
	4CN30	

EUROPEAN CRIMPING TOOL		
	61-CA500	



MULTIPIN