

DN9c Multipin Plugs & Receptacles – 20A

Ratings

- Voltage**
 50 VAC or 480 VAC Max/130 VDC+
 + For DC order 480V model.
 Not CSA listed.
- Amperage Rating**
 20A Current Interrupting
- Horsepower Ratings**

| | | |
|------|----|--------|
| 120V | 1Ø | 1/3 hp |
| 240V | 1Ø | 1 hp |
| 208V | 3Ø | 2 hp |
| 240V | 3Ø | 3 hp |
| 480V | 3Ø | 5 hp |
- Environmental Ratings**
 IP54/IP55
- Temperature Range**
 Min -40°F / Max 140°F
 See pg 271 for temps below -15°F.
- Wiring Capacity**
 Min 16 AWG Max 10 AWG
- Certifications**
 CSA 182.01

Receptacle (female)



Inlet (male)



! Don't forget to add installation accessories to your order

North American Configurations

| Voltage | Polarity | Part # Metal | Part # Metal |
|---------|----------|-----------------|-----------------|
| 50V | 6P | 17-14060 | 17-18060 |
| 50V | 7P | 17-14070 | 17-18070 |
| 50V | 8P | 17-14080 | 17-18080 |
| 50V | 9P | 17-14090 | 17-18090 |
| 480V | 5P+G | 17-14051 | 17-18051 |
| 480V | 6P+G | 17-14061 | 17-18061 |
| 480V | 7P+G | 17-14071 | 17-18071 |
| 480V | 8P+G | 17-14081 | 17-18081 |

For international configurations and ratings (IEC,CE) visit meltric.com/international-catalog or contact customer service at 800.433.7642.

Main Options



**Mushroom
Pawl**



Padlock Pawl

Receptacle Options

Suffix

Inlet Options

Suffix

| | | | |
|-----------------------------------|----------------------------|--------------------|-----------------------|
| Straight Insertion | Recept # - A188 | Straight Insertion | Inlet # - A188 |
| Self-Ejecting Connector Release | Recept # - 348-A188 | | |
| HP Watertightness (high pressure) | Recept # - HP | | |
| Mushroom Pawl | Recept # - 375 | | |
| Locking Mushroom Pawl | Recept # - 845 | | |
| Padlock Pawl | Recept # - 843 | | |
| Padlockable Mushroom Pawl | Recept # - 375-843 | | |
| Closed Lid Configuration | Recept # - NC | | |





! See pages 248-257 for detailed information on these options




Order Example: 50V DN9c with Closed Lid Configuration
 DN9c Receptacle 9P = 17-14090-NC


INSTALLATION ACCESSORIES – SIZE 3

Unless indicated otherwise, accessories can be used with either poly or metal plugs and receptacles.






HANDLES


| POLY HANDLE w/NPT | | Part # Poly | Part # Metal |
|---|--------|-------------|--------------|
|  | 1/2" | 513P0N05 | 593P0N05 |
|  | 3/4" | 513P0N07 | 593P0N07 |
|  | 1" | 513P0N10 | 593P0N10 |
|  | 1 1/4" | 513P0N12 | 593P0N12 |

| HANDLE w/CORD GRIP w/NPT | Poly | Metal |
|---|----------------|-------------------|
|  | .770 - .875" | 713P0DP2 793P0DS1 |
|  | .875 - 1.000" | 713P0DP3 793P0DS3 |
|  | 1.000 - 1.125" | 713P0EP2 793P0ES2 |

| NYLON HANDLE w/Cable Range | | |
|---|-------------|----------|
|  | .39 - 1.18" | 513P0D30 |

Finger draw plates are recommended for easier connector closure on cord to cord assemblies.





| POLY HANDLE W/CLAMP & BUSHING w/Cable Range | | |
|---|----------------|----------|
|  | .750 - .875" | 713P0S14 |
|  | .875 - 1.000" | 713P0S16 |
|  | 1.000 - 1.125" | 713P0S18 |
|  | 1.125 - 1.250" | 713P0S20 |
|  | 1.250 - 1.375" | 713P0S22 |

| POLY HANDLE W/BUILT IN DRAW GRIPS w/Cable Range | | |
|---|-------------|-------------|
|  | .39 - 1.18" | 513P0D30473 |

Makes connector closures easier


For available cord grips, see pgs 178.





ANGLES

| METAL ANGLE | | |
|---|---------------|---------|
|  | 0° | 593M0 |
|  | 30° | 593M3 |
|  | FS/FD Box 30° | 793M3FS |
|  | 70° | 593M7 |

* Base measures approximately 4.2" x 2.7". Due to the variation in sizes of FS boxes, please verify that your FS box matches our dimensions, if not call Customer Service for other solutions.

BOXES

| METAL BOX w/NPT | | | |
|---|----|--------|----------|
|  | 0° | 1/2" | 7T1F0N05 |
|  | 0° | 3/4" | 7T1F0N07 |
|  | 0° | 1" | 7T1F0N10 |
|  | 0° | 1 1/4" | 7T1F0N12 |

| METAL BOX WITH METAL ANGLE w/NPT | | | |
|---|-----|--------|----------|
|  | 30° | 1/2" | 793C3N05 |
|  | 30° | 3/4" | 793C3N07 |
|  | 30° | 1" | 793C3N10 |
|  | 30° | 1 1/4" | 793C3N12 |

* 30.1 in³


* Interior volume with receptacle installed.

NPT on top or bottom (if rotated). For other NPT configurations, contact customer service.

| i | | | |
|-------------|------|---------------|--------|
| Cable Range | NPT | Cable Range | NPT |
| .312 - .625 | 1/2" | .660 - 1.000 | 1" |
| .438 - .812 | 3/4" | .875 - 1.375" | 1 1/4" |

NPT sizes are determined by the cable diameter and third party cord grip.

MISCELLANEOUS ACCESSORIES

| FINGER DRAWPLATES | | |
|---|----------|---|
|  | 61-6A346 | Set of Two (2) Recommended for cord to cord assembly applications, for easier connector closure. |

| PROTECTIVE NEOPRENE CAP | | |
|---|----------|------------------------|
|  | 19-1A126 | For Male Devices Only. |

| CORD GRIP with MESH | | |
|---|------------|--|
|  | see pg 178 | |

| RECEPTACLE LOCKING PIN | | |
|---|--------|--|
|  | LP-843 | Requires Padlockable Pawl option (-843) on receptacle. |

DN20c Multipin Plugs & Receptacles – 20A

Ratings

- Voltage**
50 VAC or 480 VAC Max/130 VDC*
* For DC order 480V model.
Not CSA listed.
- Amperage Rating**
20A/15A Current Interrupting*
* The amperage rating is 15A when more than 12 contacts are used for power circuits (not control).
- Horsepower Ratings**

| | | |
|------|----|--------|
| 120V | 1Ø | 1/6 hp |
| 240V | 1Ø | 1/2 hp |
| 208V | 3Ø | 1 hp |
| 240V | 3Ø | 1 hp |
| 480V | 3Ø | 3 hp |
- Environmental Ratings**
IP54/IP55
- Temperature Range**
Min -40°F/Max 140°F
See pg 271 for temps below -15°F.
- Wiring Capacity**
Min 16 AWG Max 10 AWG
- Certifications**
CSA 182.01

Receptacle (female)



Inlet (male)



* The amperage rating is 15A when more than 12 contacts are used for power circuits (not control).

! Don't forget to add installation accessories to your order

North American Configurations

| Voltage | Polarity | Part # Metal | Part # Metal |
|---------|----------|-----------------|-----------------|
| 50V | 10P | 17-64100 | 17-68100 |
| 50V | 11P | 17-64110 | 17-68110 |
| 50V | 12P | 17-64120 | 17-68120 |
| 50V | 13P | 17-64130* | 17-68130* |
| 50V | 14P | 17-64140* | 17-68140* |
| 50V | 15P | 17-64150* | 17-68150* |
| 50V | 16P | 17-64160* | 17-68160* |
| 50V | 17P | 17-64170* | 17-68170* |
| 50V | 18P | 17-64180* | 17-68180* |
| 50V | 19P | 17-64190* | 17-68190* |
| 50V | 20P | 17-64200* | 17-68200* |
| 480V | 9P+G | 17-64091 | 17-68091 |
| 480V | 10P+G | 17-64101 | 17-68101 |
| 480V | 11P+G | 17-64111 | 17-68111 |
| 480V | 12P+G | 17-64121 | 17-68121 |
| 480V | 13P+G | 17-64131* | 17-68131* |
| 480V | 14P+G | 17-64141* | 17-68141* |
| 480V | 15P+G | 17-64151* | 17-68151* |
| 480V | 16P+G | 17-64161* | 17-68161* |
| 480V | 17P+G | 17-64171* | 17-68171* |
| 480V | 18P+G | 17-64181* | 17-68181* |
| 480V | 19P+G | 17-64191* | 17-68191* |

For international configurations and ratings (IEC,CE) visit meltric.com/international-catalog or contact customer service at 800.433.7642.

Main Options



Mushroom Pawl



Self-Ejecting Devices

* Requires straight insertion receptacle or inlet and self-ejecting plug or connector

! See pages 248-257 for detailed information on these options

Receptacle Options

Suffix

Inlet Options

Suffix

| | | | |
|-----------------------------------|---------------------|----------------------------|--------------------|
| Straight Insertion | Recept # - A188 | Self-Ejecting Plug Release | Inlet # - 338-A188 |
| Self-Ejecting Connector Release | Recept # - 348-A188 | Straight Insertion | Inlet # - A188 |
| HP Watertightness (high pressure) | Recept # - HP | | |
| Mushroom Pawl | Recept # - 375 | | |
| Locking Mushroom Pawl | Recept # - 845 | | |
| Padlock Pawl | Recept # - 843 | | |
| Padlockable Mushroom Pawl | Recept # - 375-843 | | |
| 180° Opening Lid | Recept # - 180 | | |
| Closed Lid Configuration | Recept # - NC | | |



Order Example: 50V DN20c with Closed Lid Configuration



DN20c Receptacle 19P = 17-64190-NC


INSTALLATION ACCESSORIES – SIZE 5


Unless indicated otherwise, accessories can be used with either poly or metal plugs and receptacles.

HANDLES

| POLY HANDLE w/NPT | | Part # Poly | Part # Metal |
|---|--------|-------------|--------------|
|  | 3/4" | 515P0N07 | 595P0N07 |
| | 1" | 515P0N10 | 595P0N10 |
| | 1 1/4" | 515P0N12 | 595P0N12 |
|  | 1 1/2" | 515P0N15 | 595P0N15 |
| | 2" | 515P0N20 | 595P0N20 |

| HANDLE w/CORD GRIP w/NPT | Poly | Metal |
|---|----------------|----------|
|  | 1.270 - 1.470" | 715P0EP3 |
| | 1.250 - 1.375" | - |
| | 1.438 - 1.562" | 795P0ES4 |
| | 1.562 - 1.688" | 795P0FS2 |
|  | 1.520 - 1.860" | 715P0GP2 |
| | | - |


| POLY HANDLE W/CLAMP & BUSHING w/Cable Range | |
|---|-------------------------|
|  | 1.250 - 1.375" 715P0S22 |
| | 1.438 - 1.562" 715P0S25 |
| | 1.562 - 1.688" 715P0S27 |
| | 1.688 - 1.812" 715P0S29 |

| SANTOPRENE™ HANDLE w/Cable Range | |
|--|-------------------------|
|  | .70 - 1.00" 555P0D25 |
| | 1.00 - 1.375" 555P0D35 |
| | 1.375 - 1.750" 555P0D45 |

For available cord grips, see pg 178.

BOXES

| METAL BOX w/NPT | | | |
|---|----|--------|----------|
|  | 0° | 1 1/4" | 7T5F0N12 |
| | 0° | 1 1/2" | 7T5F0N15 |
| | 0° | 2" | 7T5F0N20 |
| | 0° | 2 1/2" | 7T5F0N25 |

| METAL BOX WITH METAL ANGLE w/NPT | | | |
|---|-----|--------|----------|
|  | 30° | 1 1/4" | 795C3N12 |
| | 30° | 1 1/2" | 795C3N15 |
| | 30° | 2" | 795C3N20 |
| * 118.9 in³ | 30° | 2 1/2" | 795C3N25 |




* Interior volume with receptacle installed.

NPT on top or bottom (if rotated). For other NPT configurations, contact customer service.

| Cable Range | NPT | Cable Range | NPT |
|---------------|--------|----------------|--------|
| .438 - .812 | 3/4" | .890 - 1.812" | 1 1/2" |
| .660 - 1.000 | 1" | 1.190 - 2.438" | 2" |
| .875 - 1.375" | 1 1/4" | | |

NPT sizes are determined by the cable diameter and third party cord grip.


ANGLES

| METAL ANGLE | |
|---|-----------|
|  | 0° 595M0 |
|  | 30° 595M3 |
|  | 70° 595M7 |

MISCELLANEOUS ACCESSORIES

| PROTECTIVE NEOPRENE CAP | |
|---|---------------------------------|
|  | 19-6A126 For Male Devices Only. |

| CORD GRIP with MESH | |
|---|------------|
|  | see pg 178 |

| RECEPTACLE LOCKING PIN | |
|---|---|
|  | LP-843 Requires Padlockable Pawl option (-843) on receptacle. |